

Name _____

1st Grade Homework

February 8-12

Words of the Week

argue, rescue, cube, use, cute, music, huge, unicorn, mule, universe, mute, unit

Sentence Dictation

A unicorn is cute, but I will argue it is not real.

Monday

- Read for 15 minutes.
- I/ We read _____
- Practice math flashcards for 3 minutes.
- Complete the "Compound Words Seek, Find, and Write" and "Find and Write Addition (15-17)" worksheets.

Tuesday

- Read for 15 minutes.
- I/ We read _____
- Practice your math flashcards for 3 minutes
- Complete the "Comprehension Check II" and "True or False" worksheets.

Wednesday

- Read three (3) SRA DECODABLE TAKE HOME books (your choice).
- Complete the "Main Idea and Details" and "ABC Order" worksheets.
- In your Problem Solving math workbook, complete pages PS 99-102.
Tear out carefully and attach to this homework.

Thursday

- Read for 15 minutes.
- I/ We read _____
- In your Problem Solving math workbook, complete pages PS 103-106.
Tear out carefully and attach to this homework.
- Remember to study for tomorrow's Spelling Test! Are you ready?

Friday

- Turn in this packet of homework. Please remember to turn in your yellow Thursday folder too!

Parent Signature _____

argue

rescue

cube

use

cute

music

huge

unicorn

mule

universe

mute










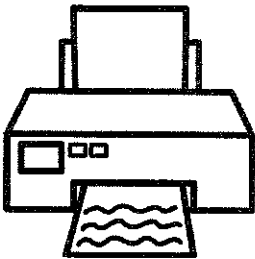

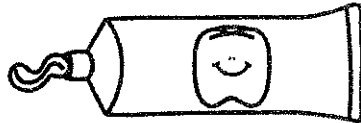


unit

Name _____

Compound Words Seek, Find and Write

Directions: Find and color the compound pictures.

Write the words on the word list.



Compound Word List

1. _____

2. _____

3. _____

4. _____

5. _____

6. _____

7. _____

8. _____

9. _____

10. _____

Name _____

Find and Write Addition (15-17)

Directions: Find the addition problems and write them in the correct column.



1. _____	1. _____	1. _____
2. _____	2. _____	2. _____
3. _____	3. _____	3. _____
4. _____	4. _____	4. _____
5. _____	5. _____	5. _____

$12+3$

$11+6$


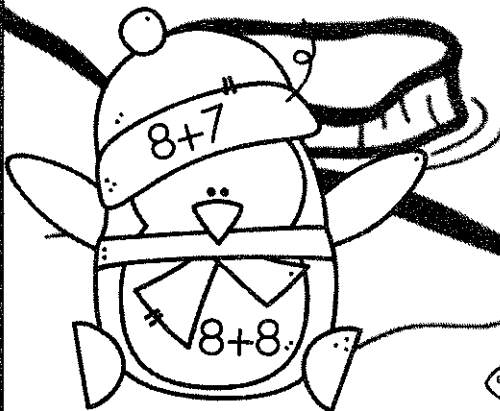
$9+6$

$5+11$

$10+7$

$9+7$

$9+8$



$10+6$

$12+4$

Name _____

Comprehension Check II

Directions: Read the short story. Answer the questions.



Sue and James had a fun day in the snow. First, they built a snowman and named him Frosty. Next, they had a snowball fight. Sue hit James with 12 snowballs! They laughed and giggled as they threw the snowballs. After playing in the snow, James and Sue were cold. They decided to go in the house to get warm with some hot cocoa.

1. What is a good title for the story?

2. How do James and Sue feel about the snowball fight? How do you know?































3. Why did Sue and James go inside?

4. What do you like to do in the snow?

Name _____

True or False

Directions: Use the color code to color the ice skates.



Name _____

Main Idea and Details

Directions: Read the main idea.


Look at the pictures and write details to support the main idea.

Main Idea:

There are many fun activities to do in the snow.



Handwriting practice area with four sets of lines: a solid top line, a dashed middle line, and a solid bottom line.



Handwriting practice area with four sets of lines: a solid top line, a dashed middle line, and a solid bottom line.



Handwriting practice area with four sets of lines: a solid top line, a dashed middle line, and a solid bottom line.




Handwriting practice area with four sets of lines: a solid top line, a dashed middle line, and a solid bottom line.

Name _____

ABC Order

Directions: Cut and paste the words in ABC order.
Bonus: Use 3 of your words to write 3 sentences on the back.




1

2

3

4

5



6

7

8

9

10

snow

cold

mitten

winter

frozen

ice


hat

gloves

boots

jacket

Grade 1 Week 21



Good times and bad

SIX is often hard to live with. At times he goads his family into an uproar. He's bossy with younger siblings. He argues, teases, bullies, frightens, torments, makes them cry, hits, gets angry, and may on occasion fight ferociously. Younger siblings irritate him.

His main problem is simply being six-years-old. Are there any solutions? No certain ones except the passage of time. But calm and firm removal from the scene to the "thinking chair" or distraction before he is totally involved helps. Spanking or a good tongue lashing will only prolong the problem.

Taking stock

SIX has been in "real school" doing "real work" for one entire semester. Looking back, it has been "real" for you too, hasn't it? And it has been intensely "real" to SIX with all his built-in-but-normal developmental foibles. Now, during the next semester things are going to become a bit different.



The pace will quicken and SIX will learn even more. Subtraction is now center-stage, and if addition is sometimes a mysterious operation to SIX, subtraction will become sinister.

It is time to phone for a visit with the teacher. You need the whole truth and you need it now. If there have been "gaps" in his learning caused by absences, his teacher can tell you how to be of help.

Healthy feet

Spring will soon be here. At recess the playground will be filled with noise and motion: jumping, running, hopping, ball-play with its many variations. Healthy feet at this age want to move, but ill-fitting shoes can make even healthy feet sluggish.

Check those shoes. If new ones are needed, consider the proper shoe for active play. SIX must hold his own on the playground because there, even more than in the classroom, he makes or loses his place among his peers.



"I do not know how I appear to the world, but to myself I seem to have been only like a boy playing on the seashore, and diverting myself in now and then finding a smoother pebble or a prettier shell than ordinary, whilst the great ocean of truth lay all undiscovered before me."

—Issac Newton—