

Name _____

1st Grade Homework

February 29 – March 4

Words of the Week

cent, fence, circle, juice, circus, mice, dance, pencil, face, place, fancy, rice

Sentence Dictation

The mice will dance in a circle at the circus.

Monday

- Read for 15 minutes.
- I/ We read _____
- Practice math flashcards for 3 minutes.
- Complete the "Pots of Gold" and "Missing Addends Up to 20" worksheets.

Tuesday

- Read for 15 minutes.
- I/ We read _____
- Practice your math flashcards for 3 minutes
- Complete the "Adverb Word Search" and "Mystery Double Digit Addition" worksheets.

Wednesday

- Read three (3) SRA DECODABLE TAKE HOME books (your choice).
- Complete the "Golden Sentences" and "Doubles Plus Ten More" worksheets.
- In your Problem Solving math workbook, complete pages PS 123-126.
Tear out carefully and attach to this homework.

Thursday

- Read for 15 minutes.
- I/ We read _____
- In your Problem Solving math workbook, complete pages PS 127-130.
Tear out carefully and attach to this homework.
- Remember to study for tomorrow's Spelling Test! Are you ready?

Friday

- Turn in this packet of homework. Please remember to turn in your yellow Thursday folder too!

Parent Signature _____

Soft c

cent

fence

circle

juice

circus

mice

dance

pencil

face

place

fancy

rice

March




Monday	Tuesday	Wednesday	Thursday	Friday
Clap your hands above your head 10 times. <input type="checkbox"/>	Write the numbers from 38 to 88. <input type="checkbox"/>	Read these words: hot , big , tall , sad , wet . Tell their opposites. <input type="checkbox"/>	Get a paper bag. Draw a funny face on it to make a puppet. <input type="checkbox"/>	Write five words that have a u . <input type="checkbox"/>
Put drops of food coloring in a glass of water. What happens? <input type="checkbox"/>	Read or listen to a story. <input type="checkbox"/>	Name five things that have four wheels. <input type="checkbox"/>	Solve these: 3+4= 2+5= 1+3= 6+1= 3+2= 0+7= 4+2= <input type="checkbox"/>	Write an ending for this sentence: I like to _____. <input type="checkbox"/>
Tell someone five words that rhyme with rug . <input type="checkbox"/>	Write a recipe for making a sandwich. <input type="checkbox"/>	Count to 100 by 5's. <input type="checkbox"/>	Sing a song you learned in school. <input type="checkbox"/>	Find a picture book. Tell the story using your own words. <input type="checkbox"/>
Have someone read to you. <input type="checkbox"/>	Draw a picture of a tree in spring. <input type="checkbox"/>	Write a sentence telling about your best friend. <input type="checkbox"/>	Count to 100 by 10's. <input type="checkbox"/>	Draw your favorite meal on a paper plate. <input type="checkbox"/>
Write your full name. Count how many letters are in it. <input type="checkbox"/>	Solve these: 7-5= 7-3= 7-4= 7-6= 7-2= 7-7= 7-0= <input type="checkbox"/>	Name five words that begin with st . <input type="checkbox"/>	Visit a library. Check out a book. <input type="checkbox"/>	Name three things made of plastic. <input type="checkbox"/>

Choose at least three activities each week for your child to do as homework.

Check the square when an activity has been completed.

Please sign and return this sheet to the teacher at the end of the month.

Parent's signature _____





Name _____

©Annie Moffatt @ The Moffatt Girls 2015

Pots of Gold

Directions: Read the words at the bottom of the page. Cut and paste them into the correct columns.



Directions: Write 3 different sentences using some of the verbs and nouns.

1. _____

2. _____

3. _____

jump pencil skip watch boy coin
chair run desk seat play sleep


Name _____

Missing Addends Up to 20 (Color by the Code)


Directions: Find the missing number for each problem.

If the number in the box is less than 10, color it green.


If the number in the box is more than 10, color it yellow.



How many missing numbers were LESS than 10?



How many missing numbers were 10 or MORE?




1. <input type="text"/> + 3 = 13	2. 9 + <input type="text"/> = 18	3. <input type="text"/> + 12 = 16	4. 4 + <input type="text"/> = 14	5. <input type="text"/> + 6 = 12
6. 5 + <input type="text"/> = 13	7. <input type="text"/> + 4 = 10	8. 2 + <input type="text"/> = 17	9. <input type="text"/> + 7 = 13	10. 4 + <input type="text"/> = 12
11. <input type="text"/> + 8 = 14	12. 9 + <input type="text"/> = 16	13. <input type="text"/> + 6 = 13	14. 4 + <input type="text"/> = 13	15. <input type="text"/> + 5 = 18
16. 2 + <input type="text"/> = 15	17. <input type="text"/> + 9 = 15	18. 7 + <input type="text"/> = 14	19. <input type="text"/> + 3 = 11	20. 5 + <input type="text"/> = 20
21. <input type="text"/> + 4 = 12	22. 8 + <input type="text"/> = 17	23. <input type="text"/> + 3 = 10	24. 2 + <input type="text"/> = 12	25. <input type="text"/> + 9 = 13
26. 10 + <input type="text"/> = 20	27. <input type="text"/> + 5 = 9	28. 3 + <input type="text"/> = 8	29. <input type="text"/> + 5 = 12	30. 2 + <input type="text"/> = 14

Name _____

Adverb Word Search

Directions: Use the word bank to find the adverbs in the word search.
Next, use the adverbs to complete the sentence.
Use any adverb as long as it makes sense.



A	O	U	T	S	I	D	E	E	A
S	E	T	H	E	R	E	A	L	A
O	A	H	E	O	F	T	E	N	A
F	R	C	R	S	L	O	W	L	Y
T	L	A	E	T	O	D	A	Y	A
L	Y	S	A	D	L	Y	P	B	R
Y	L	A	T	E	R	Y	S	T	W













1. The turtle walked _____.
2. She is going home _____.
3. The cat purred _____.
4. I woke up very _____.
5. Let's play _____.
6. I eat ice cream _____.
7. We can play that game _____.
8. I fell over _____.

































Name _____

Mystery Double Digit Addition No Regrouping




Directions: Use the symbols to solve the addition problems.
The first one has been done for you.

									
25	31	23	14	24	13	42	13	33	54







 → 25  → 14 <hr/> 39	 →  → <hr/>	 →  → <hr/>	 →  → <hr/>
 →  → <hr/>	 →  → <hr/>	 →  → <hr/>	 →  → <hr/>
 →  → <hr/>	 →  → <hr/>	 →  → <hr/>	 →  → <hr/>
 →  → <hr/>	 →  → <hr/>	 →  → <hr/>	 →  → <hr/>

Name _____

Golden Sentences




Directions: Read the sentences and phrases on each pot of gold.
Circle only the complete sentences.













Name _____

Doubles Plus TEN More



Directions: Double the number and write an equation.
Use the sum and add ten more. The first one has been done for you.

	$9 + 9 = 18$	$18 + 10 = 28$
	_____ + _____ = _____	_____ + _____ = _____
	_____ + _____ = _____	_____ + _____ = _____
	_____ + _____ = _____	_____ + _____ = _____
	_____ + _____ = _____	_____ + _____ = _____
	_____ + _____ = _____	_____ + _____ = _____
	_____ + _____ = _____	_____ + _____ = _____
	_____ + _____ = _____	_____ + _____ = _____
	_____ + _____ = _____	_____ + _____ = _____
	_____ + _____ = _____	_____ + _____ = _____

Grade 1 Week 24 Summary 21-23


Growing Up

New year, new challenges

The second part of the school year brings new academic challenges. Now is a good time to confer with your child's teacher and take steps to correct any problem areas. Getting—or keeping—your child on a structured, regular, consistent schedule will help control the worst of the emotional swings, although you will have to suffer a while longer until SIX grows out of his tendency to goad the family into an uproar by teasing, tormenting, and fighting with younger children—a typical SIX action.

Last fall's shoes are probably worn out or outgrown by now. Buy new ones with an eye to the increased physical activity spring will bring.

A free, and very useful, addition to SIX's collections of "things" is a library card. Picking out books gives decision-making practice and encourages the enjoyment of reading.



Reinforce good habits

Also, notice if SIX is "laying down on the job" when he writes or draws. Don't let him work with his head down on one arm. This practice can lead to "lazy eye" or inadequate depth perception. The distance from elbow to fist is the proper distance to be from table work.

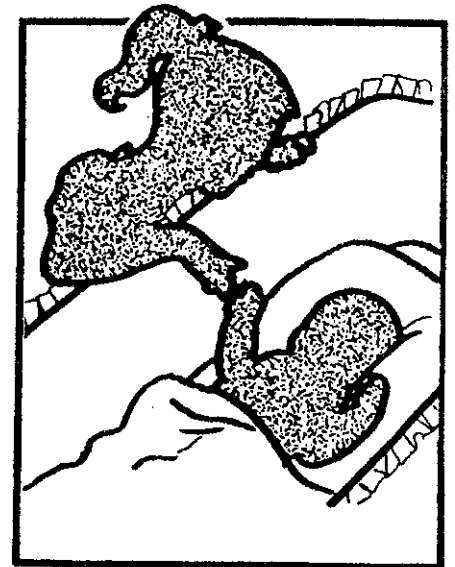
Talking to SIX about sex

Think, too, about talking to your six-year-old about sex. He's not ready for in-depth discussions yet, but he is interested in marriage, babies, pregnancy, birth, and the opposite sex. Tell him as much as he's interested in hearing.

If there's going to be a new baby in your family, don't tell too far in advance. A couple of months is long enough for a six-year-old to have to wait.

SIX will go along with older children who want to "play doctor." Don't over-react when this happens: in the future simply prevent the circumstances that allowed it to happen in the first place. Studies show that children who get answers about sex from their parents are less likely to experiment anyway.

Be an askable parent.



"If I were asked what single qualification was necessary for one who has the care of children, I should say patience—patience with their tempers, with their understandings, with their progress. It is not brilliant parts or great accomplishments which are necessary for teachers, but patience to go over first principles again and again; steadily to add a little every day; never to be irritated by willful or accidental hindrances."

—Francois de la Fenelon—