

Name _____

1st Grade Homework

February 15-19

Words of the Week

broom, chew, food, drew, roof, flew, school, knew, spoon, new, tooth, screw

Sentence Dictation

At school, I drew a witch that flew over the roof on a broom.

Monday

- Read for 15 minutes.
- I/ We read _____
- Practice math flashcards for 3 minutes.
- Complete the "L-Blend Words" and "Beginning Digraphs" worksheets.

Tuesday

- Read for 15 minutes.
- I/ We read _____
- Practice your math flashcards for 3 minutes
- Complete the "Proper and Common Nouns" and "Find and Write Addition (18-20)" worksheets.

Wednesday

- Read three (3) SRA DECODABLE TAKE HOME books (your choice).
- Complete the "Real or Nonsense Words?" and "Find and Graph Nouns, Verbs, and Adjectives" worksheets.
- In your Problem Solving math workbook, complete pages PS 107-110.
Tear out carefully and attach to this homework.

Thursday

- Read for 15 minutes.
- I/ We read _____
- In your Problem Solving math workbook, complete pages PS 111-114.
Tear out carefully and attach to this homework.
- Remember to study for tomorrow's Spelling Test! Are you ready?

Friday

- Turn in this packet of homework. Please remember to turn in your yellow Thursday folder too!

Parent Signature _____

broom

chew

food

drew

roof

flew

school

knew

spoon

new

tooth

screw



Name _____

L-Blend Words

Seek, Find and Write

Directions: Find and color the L-Blend pictures.

Write the words on the word list.



L-Blend Word List

1. _____
2. _____
3. _____
4. _____
5. _____
6. _____
7. _____
8. _____
9. _____
10. _____





Name _____


Beginning Digraphs

Color by the Code

Directions: Use the color code to color the beginning digraph pictures.



| | |
|---|--|
| ch=  | wh=  |
| sh=  | th=  |



Directions: Write four sentences using four different digraph words.

1. _____

2. _____

3. _____










4. _____

Name _____

Proper and Common Nouns

Directions: Read the nouns on the cocoa cups.


Rewrite the proper noun correctly.



Name _____

Find and Write Addition (18-20)


Directions: Find the addition problems and write them in the correct column.



1. _____
2. _____
3. _____
4. _____
5. _____


1. _____
2. _____
3. _____
4. _____
5. _____

1. _____
2. _____
3. _____
4. _____
5. _____




9+9
16+4
12+8
14+4
6+13
12+7
13+7
11+8
10+8
10+9
13+7
15+5
10+10
11+7
13+6
13+5

Name _____



Real or Nonsense Words?



Directions: Read the words on the mittens. Use a crayon or bingo dabber to color the REAL words green and the NONSENSE words orange.

| | | | | | |
|-----|-----|-----|-----|-----|-----|
| nam | dad | jet | zip | tuk | den |
| rug | gad | cax | can | zud | bix |
| lup | ran | nad | kov | sit | met |
| pid | siz | mat | ruk | bug | bej |
| pum | job | ros | nug | tag | wot |
| bus | len | dog | sad | dec | sub |

Directions: Use some words to write one real sentence and one silly sentence.


1. _____

2. _____

Name _____

Find and Graph Nouns, Verbs and Adjectives

Directions: Read and graph (write) the words into the correct column.



teacher

pretty

house

look

desk

tall

sleep

skip

brown

STORE

jump

girl

fast

open

ball

long

find

big

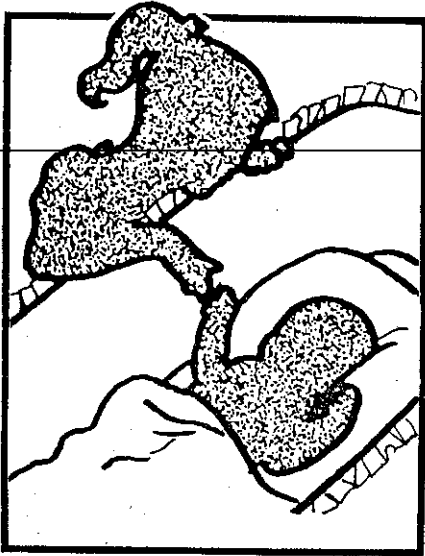
nice

run

pencil

© Annie Moffatt @ The Moffatt Girls 2014

| | | |
|--------------|--------------|-------------------|
| | | |
| | | |
| | | |
| | | |
| | | |
| | | |
| | | |
| NOUNS | VERBS | ADJECTIVES |



Talking about sex

If you have not decided how you are going to approach sex education with SIX, it is time to think about it. The relative unconcern that five-year-olds show toward sex vanishes at six years of age.

SIX's interest in sex now covers many new and varied fields: marriage, the origin of babies, pregnancy, birth, the opposite sex and a new baby in the family. The "how" is still beyond her grasp. A few children who may be told about the "how" by older children usually go to a parent to have them confirm or deny the facts. Then the matter is usually dropped and SIX shows little interest until the age of eight or older.

SIX shows her level of interest by giggling over "bathroom words" or the exposure of a "belly button." An older child, eight or older, may "play doctor" with SIX. This happens frequently. Take it calmly but in the future prevent the circumstances that allowed it to happen.

You should also know that generally children who have their sex questions answered indulge less in experimentation. Those who continue to wonder about the differences in the sexes are more likely to experiment to find out.

Also, don't worry about giving the child "ideas" by offering information that is too advanced. The child will simply be bored by it, not excited. She will stop listening or will change the subject.

Additional reading: Public Affairs Pamphlet No. 549: *Sex Education: The Parent's Role*. Cost: 50¢. Order from: Public Affairs Committee, Inc., 381 Park Avenue South, New York, New York 10016.

And babies

Is there going to be a new baby in your family? SIX will be delighted! When should you tell her? And what should you tell her?

Don't tell her too soon.

A month or two is quite long enough for her to wait. The pregnancy period is not of much interest to SIX. She acts as if she were blind: she is scarcely aware of an enlarging abdomen, even if it is her own mother's.

What do you tell her? SIX is only vaguely interested in how a baby starts. She now seems to grasp the idea of the baby starting from a seed. She is quite satisfied with that much information at this time. What she is interested in is that there will be another baby in the family. She likes babies. She has been known to ask for another when she already has a sibling two or three months old.

Riddles

What did one stick say to the other? (I'm broke!)

What did one salad say to the other salad? (I'm all mixed up!)

Riddles! SIX will love them if you keep them simple. When you first try one, SIX will be perplexed. When you tell her the answer she will generate a huge amount of mental activity trying to understand. She will laugh out loud when she finally catches on. And she'll feel great when she passes it on to one of her peers. But primarily, riddles are for thinking!

"What good are straight teeth and trumpet lessons to a person who cannot see the grandeur the world is charged with?"

—Katherine Paterson—