

Name \_\_\_\_\_

# 1<sup>st</sup> Grade Homework

April 4-8

## Words of the Week

brother, dirt, father, girl, mother, nurse, sister, purple, water, turn, bird, turtle

## Sentence Dictation

There is a sister, a brother, a pet bird, and a pet turtle in my family.

### Monday

- Read for 15 minutes.
- I/ We read \_\_\_\_\_
- Practice math flashcards for 3 minutes.
- Complete the "Compound Words I" and "Number Bonds" worksheets.

### Tuesday

- Read for 15 minutes.
- I/ We read \_\_\_\_\_
- Practice your math flashcards for 3 minutes.
- Complete the "Finding Information" and "Time to the Half Hour" worksheets.

### Wednesday

- Read three (3) SRA DECODABLE TAKE HOME books (your choice).
- Practice your math flashcards for 3 minutes.
- Complete the "ABC Order" and "Double Digit Addition" worksheets.

### Thursday

- Read for 15 minutes.
- I/ We read \_\_\_\_\_
- Complete the "Spring Word Search" and "Even and Odd Sums" worksheets.
- Remember to study for tomorrow's Spelling Test! Are you ready?

### Friday

- Turn in this packet of homework. Please remember to turn in your yellow Thursday folder too!

Parent Signature \_\_\_\_\_

R Controlled Vowels - er, ir, ur

brother

dirt

father

girl

mother

nurse

sister

purple

water

turn

bird

turtle




# April



Monday	Tuesday	Wednesday	Thursday	Friday
Tell someone three words that rhyme with <b>name</b> . <input type="checkbox"/>	Make an April calendar. <input type="checkbox"/>	Solve these: 4+4=    6+2= 2+3=    0+7= 3+5=    7+1= 1+6= <input type="checkbox"/>	Learn a new song today. <input type="checkbox"/>	Listen to a story. <input type="checkbox"/>
Finish these sentences: <b>I saw a _____ dog. It was _____ and _____.</b> <input type="checkbox"/>	Draw a picture of a rabbit. <input type="checkbox"/>	Write a sentence telling about your favorite food. <input type="checkbox"/>	Draw clocks to show these times: 4:00, 6:00, 2:00, 10:00, 7:00. <input type="checkbox"/>	With an adult, design a fire escape plan for your home. <input type="checkbox"/>
Copy and answer this: <b>I have wings. I can fly. What am I?</b> <input type="checkbox"/>	Solve these: 8-6=    8-0= 7-4=    8-5= 6-6=    8-4= 7-5= <input type="checkbox"/>	Name five words that begin with <b>bl</b> . <input type="checkbox"/>	Visit a library. Check out a book. <input type="checkbox"/>	Write a word that begins with each letter in your full name. <input type="checkbox"/>
Jog in place for half a minute. <input type="checkbox"/>	Count from 32 to 72. <input type="checkbox"/>	Learn a poem. Tell it to someone. <input type="checkbox"/>	Draw a picture on paper. Cut it into five pieces. Put it together. <input type="checkbox"/>	Write this: <b>A rainbow has many colors.</b> Circle each <b>a</b> . <input type="checkbox"/>
Tie your right shoe for someone. Then, tie your left shoe. <input type="checkbox"/>	Read or listen to a story. <input type="checkbox"/>	Tell how a rabbit and a grasshopper are alike and different. <input type="checkbox"/>	Write three sentences telling about your school. <input type="checkbox"/>	Look at a calendar. Circle each <b>8</b> . <input type="checkbox"/>


Choose at least three activities each week for your child to do as homework. Check the square when an activity has been completed. Please sign and return this sheet to the teacher at the end of the month.

Parent's signature \_\_\_\_\_




Name \_\_\_\_\_

# Compound Words I




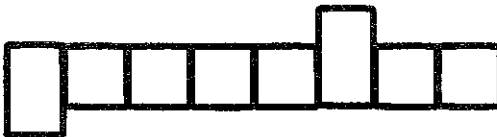
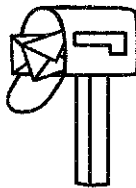
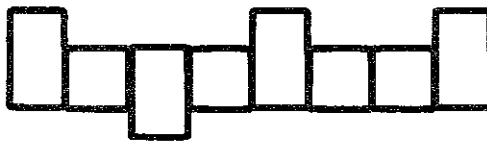
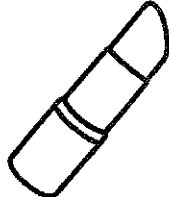

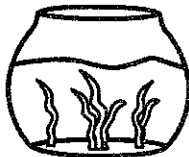
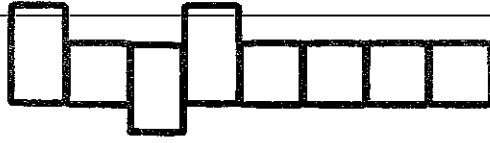

Directions: Use a word from each word bank to make a compound word.  
Write the word in the boxes.



**Word Bank 1**

1

- foot
- fire
- mail
- lip
- fish
- sun
- dog
- pan



**Word Bank 2**


2

- bowl
- box
- stick
- cakes
- man
- glasses
- house
- ball

Name \_\_\_\_\_

# Number Bonds


Directions: Complete each set of number bonds.  
Use the last row to make your own number bonds.



 18  9	 14  6	 13  5	 15  8
 20  6	 17  12	 19  9	 16  3
 11  5	 14  7	 12  6	 13  6

Name \_\_\_\_\_



# Finding Information



Directions: Look at the title of the three books.

Decide which book you would use to find the information.


Write the letter on the little book. The first one has been done for you.



1. the life cycle of a bee	B	8. different types of tomatoes	
2. thunderstorms		9. the heaviest hailstone	
3. different types of clouds		10. the adult flea	
4. seasonal fruits		11. tools for digging	
5. how to make an ant colony		12. tropical cyclones	
6. the life cycle of a plant		13. queen ants	
7. how to get rid of the pesky garden snail		14. fastest wind speed	

Name \_\_\_\_\_









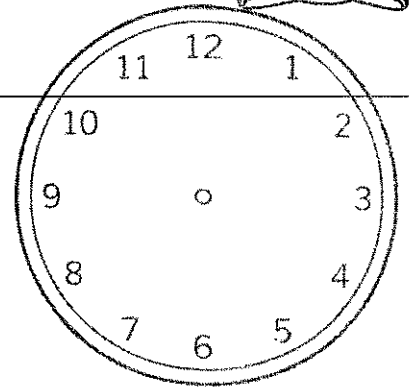



©Annie Moffatt @ The Moffatt Girls 2015



# Time to the Half Hour

Directions: Look at the digital time.

Draw hands on the clocks to show the analog time.




Name \_\_\_\_\_

# ABC Order

Directions: Cut and paste the words in ABC order.

Bonus: Use 3 of your words to write 3 sentences on the back.



1

2

3

4

5

6

7

8

9

10

kite

bunny

flower

worm

rain

garden

nest

ladybug

umbrella

puddles





Name \_\_\_\_\_


©Annie Moffatt @ The Moffatt Girls 2015

# Double Digit Addition No Regrouping

Directions: Solve the math problems on the nests.  
Cut and paste the correct bird to each nest.



<p>even or odd?</p> $\begin{array}{r} 33 \\ + 24 \\ \hline \end{array}$	<p>even or odd?</p> $\begin{array}{r} 24 \\ + 42 \\ \hline \end{array}$	<p>even or odd?</p> $\begin{array}{r} 57 \\ + 31 \\ \hline \end{array}$
<p>even or odd?</p> $\begin{array}{r} 70 \\ + 25 \\ \hline \end{array}$		<p>even or odd?</p> $\begin{array}{r} 24 \\ + 52 \\ \hline \end{array}$
<p>even or odd?</p> $\begin{array}{r} 63 \\ + 43 \\ \hline \end{array}$		<p>even or odd?</p> $\begin{array}{r} 61 \\ + 28 \\ \hline \end{array}$
<p>even or odd?</p> $\begin{array}{r} 35 \\ + 32 \\ \hline \end{array}$	<p>even or odd?</p> $\begin{array}{r} 35 \\ + 43 \\ \hline \end{array}$	<p>even or odd?</p> $\begin{array}{r} 29 \\ + 30 \\ \hline \end{array}$



Name \_\_\_\_\_


# SPRING Word Search



Directions: Circle the words across and down.

Bonus: Use 3 of your words to write a funny sentence on the back of this paper.

P	B	O	O	T	S	T	B	W	E
U	M	B	R	E	L	L	A	O	G
D	O	U	A	K	E	N	S	R	G
D	S	N	A	I	L	E	K	M	R
L	W	N	P	T	C	S	E	B	A
E	S	Y	U	E	B	T	T	U	I
U	F	L	O	W	E	R	O	G	N
B	U	T	T	E	R	F	L	Y	T



flower

butterfly

egg

bug

rain

worm

basket

nest

umbrella


puddle

snail

kite

bunny

boots





Name \_\_\_\_\_

# Even and Odd Sums

## ADDITION TO 20

Directions: Solve the math problems on the lily pads.  
Cut and paste them to the correct frog.

EVEN	EVEN	ODD	ODD
EVEN	EVEN	ODD	ODD
EVEN	EVEN	ODD	ODD
EVEN	EVEN	ODD	ODD
EVEN	EVEN	ODD	ODD



4+11=

5+13=

9+9=

8+9=

7+7=

12+5=

7+12=

15+5=

8+4=

3+12=

6+7=

4+10=

3+13=

9+4=

10+6=

11+6=

8+3=

8+8=

9+7=

6+11=

## Grade 1 Week 29

### Plain speaking

When SIX is speaking — rapidly or slowly — you may still notice a few errors in articulation. It's as if her tongue gets lost in her mouth.

Some children are still putting the finishing touches on the complex area of speech development. S sounds and v-f-th sounds may now and then be mispronounced, especially when a child is under stress.

The best treatment: Don't let SIX know you noticed. And don't let older siblings comment or imitate. Contact her home-room teacher about a check from the speech and hearing teacher, however, if the problem continues next year.

In the meantime, speak clearly, in short sentences, and not too rapidly. Make sure you have eye contact with SIX before you state your message. A good model provides a good learning experience.

### Hyperactive or six?

You may wonder, "Is my child hyperactive?"

He seems to move through the house like a tornado, leaving a cluttered path of destruction. He can't sit still during meals. He wriggles and flings his arms and legs about. He is easily frustrated and his moods appear to change from one extreme to another.

If your child exhibits most of these behaviors on a very frequent basis, it is possible that he may be truly "hyperactive" and therefore in need of professional help. On the other hand, if he exhibits these behaviors only occasionally, it is likely that his behavior is just what is characteristic of some very healthy six-year-olds.

In other words, it is not just the behaviors that need to be observed, but also the frequency with which those behaviors occur. Most children outgrow the tornado-like behavior that is a part of being SIX. But if the problem appears to be more acute, then a professional evaluation should be sought.


### Give SIX the respect she deserves

Although SIX is more emotionally stable now, the joy she feels will change quickly to resentment and anger if you forget to respect her as a little person.

She resents authority arbitrarily imposed. "Be-

cause I said so!" won't do.

She also resents punishment or being reprimanded before company — and rightly so.



### Sex abuse

Statistics regarding increased sexual molestation and abuse of children are alarming. Six years old is a dangerous age. Your child needs protection — but you cannot always be there.

Molesters and abusers are not always strangers. Neighbors, old family friends, even relatives have been known to sexually abuse a child. This means you can't describe a certain kind of person to avoid, nor can you warn about specific places to stay away from.

Simply tell SIX that her body belongs to her and that she should allow no one to touch her in special places. Go on to say that if the person persists, SIX should run to where a group of adults are, and by all means, tell Mother.

You don't want to create a fearful, neurotic SIX, but she should realize that she does not have to submit to such treatment.

*"The secret of education lies in respecting the pupil."*

—R.W. Emerson—