

Name _____

1st Grade Homework

April 25-29

Words of the Week

baby, babies, candy, candies, fairy, fairies, family, families, lady, ladies, puppy, puppies

Sentence Dictation

The lady and the baby saw other families at the park.

Monday

- Read for 15 minutes.
- I/ We read _____
- Practice math flashcards for 3 minutes.
- Complete the "OO Sounds" and "True or False Addition" worksheets.

Tuesday

- Read for 15 minutes.
- I/ We read _____
- Practice your math flashcards for 3 minutes.
- Complete the "Facts and Opinions" and "Missing Addends" worksheets.

Wednesday

- Read three (3) SRA DECODABLE TAKE HOME books (your choice).
- Practice your math flashcards for 3 minutes.
- Complete the "Summarize" and "I Can Add to 20!" worksheets.

Thursday

- Read for 15 minutes.
- I/ We read _____
- Complete the "R-Controlled Vowels" and "Word Problems with an Unknown Addend" worksheets.
- Remember to study for tomorrow's Spelling Test! Are you ready?

Friday

- Turn in this packet of homework. Please remember to turn in your yellow Thursday folder too!

Parent Signature _____

baby

babies

candy

candies

fairy

fairies

family

families

lady

ladies

puppy

puppies

Name _____

"OO" Sounds

OO SOUNDS


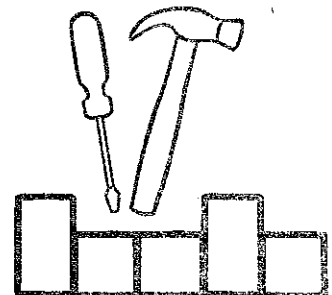
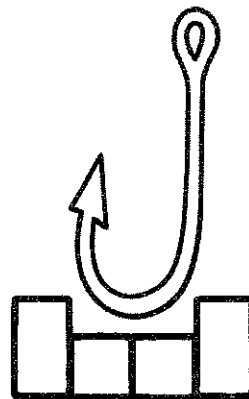

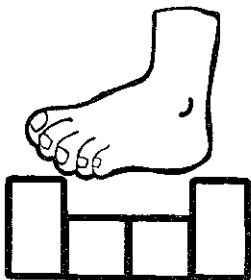
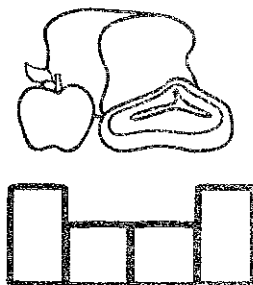

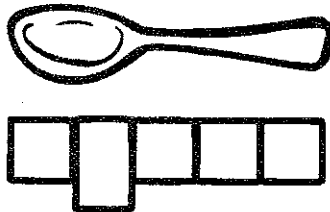
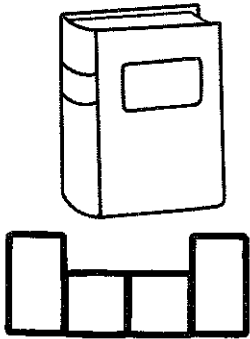
Directions: Color the words by the color code.
Box up each word using the oo vowels.



oo as in
book



oo as in
food



WORD BANK

☐ wood ☐ cook

☐ hoop ☐ foot


☐ moon

☐ book ☐ tools

☐ spoon ☐ boot


☐ hook ☐ food

Name _____



True or False Addition

Directions: Circle true or false for each problem.




 $8+8=17$ True False	 $6+6=12$ True False	 $9+9=18$ True False	 $6+7=12$ True False	 $10+9=19$ True False
 $7+9=16$ True False	 $8+5=11$ True False	 $5+14=18$ True False	 $6+5=11$ True False	 $9+9=16$ True False
 $6+13=18$ True False	 $5+15=20$ True False	 $8+7=15$ True False	 $12+5=17$ True False	 $7+7=15$ True False
 $13+6=19$ True False	 $12+3=14$ True False	 $14+6=20$ True False	 $5+12=17$ True False	 $4+9=12$ True False

Name _____

Facts and Opinions

Directions: Write five facts and
five opinions about Spring.



SPRING

FACTS

1.

2.

3.

4.

5.

1.

2.

3.

4.


5.

OPINIONS

Name _____

Missing Addends

Directions: Start at the circle. Go around the square (clockwise), and fill in the missing addends for each set.



⑦	+		=	10
=				-
13				5
-				=
	=	15	+	

⑨	+		=	18
=				-
5				
-				=
	=	6	+	8

⑤	+	13	=	
=				-
				7
-				=
17	=		+	

⑦	+		=	10
=				-
13				5
-				
	=	15	+	

④	+		=	12
=				-
				7
-				=
14	=		+	

③	+	15	=	
=				-
				11
-				
14	=	7	+	

Name _____

©Annie Moffatt @ The Moffatt Girls 2015



Summarize

Directions: Read the story and complete the story map.

Benjamin's Lost Bunny

Benjamin was feeling a little sad. He lost his favorite stuffed animal. He couldn't find his bunny anywhere. He decided to go check all the places he had been that day.

First, he checked the backyard where he had played. No, he didn't find his bunny there. Then, he looked in his sister's room. He didn't find his bunny there either. Lastly, he searched his bedroom one more time. He looked under the bed. There was his bunny! It must have fallen off his bed when he was sleeping. He grabbed his favorite bunny and hugged him tight. Benjamin smiled with joy.

CHARACTERS

--

SETTING

--

PROBLEM

--


EVENTS

1. _____
2. _____
3. _____

SOLUTION

--






Name _____

































I Can Add to 20!

Directions: Use the bug key to solve the addition problems below.



 6	 7	 8	 9	 10
--	--	--	--	---

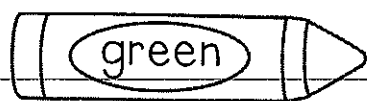
1.  +  _____	2.  +  _____	3.  +  _____	4.  +  _____	5.  +  _____
6.  +  _____	7.  +  _____	8.  +  _____	9.  +  _____	10.  +  _____
11.  +  _____	12.  +  _____	13.  +  _____	14.  +  _____	15.  +  _____

Name _____

ER AND IR

R-Controlled Vowels









Directions: Color the words by the color code.
Box up each word using the "er" or "ir" controlled vowels.



=ER WORDS



=IR WORDS



WORD BANK

☐ flower ☐ water

☐ hammer ☐ bird

☐ girl

☐ whisper ☐ baker

☐ squirt

☐ circle

☐ spider

☐ stir

Name _____

Word Problems with an Unknown Addend

Directions: Solve the word problems below.
Show your work in the box and write an equation.

Eggs



There were 14 eggs in the basket. Some broke. Now there are 7 eggs in the basket. How many eggs broke?

Show your work.

Solve it.

$$\underline{\quad} \bigcirc \underline{\quad} = \underline{\quad}$$

Flower Garden



My mother planted 18 flowers. Our dog dug up 9 flowers. How many are still left?



Show your work.

Solve it.

$$\underline{\quad} \bigcirc \underline{\quad} = \underline{\quad}$$

Bugs in a Jar




Ben caught 13 bugs in a jar. He opened the jar and some flew away. Now there are 4. How many flew away?

Show your work.

Solve it.

$$\underline{\quad} \bigcirc \underline{\quad} = \underline{\quad}$$

Rabbits



Jan saw 20 rabbits in the field. Some hopped away. Now there are 6 rabbits left. How many hopped away?

Show your work.

Solve it.

$$\underline{\quad} \bigcirc \underline{\quad} = \underline{\quad}$$

Grade 1 Week 32

Summary 29-31

Growing Up

How to deal with lying, cheating, death

Now that SIX is in the wider world of school and away from home so much of the day, you may be more concerned about negative influences like lying and cheating.


"Liar" is a hard word to apply to a six-year-old. Most SIX's are natural tall-tale-tellers, and this really doesn't do any harm. You can usually tell tall tales because some part—or all—of them is absurd.

Deliberately telling an untruth to cover up or protect an action or circumstance is another matter, however. SIX will usually "fib" when he faces a problem he doesn't know how to solve. It is much better to gently ask him to tell you about his problem than confront him with his "lie." That way you can help him over the trouble and teach him something about facing truth squarely.

Cheating is also something that bothers adults more than children. At the first grade level, copying off someone else's paper is considered "sharing," not "cheating." It is more important to find out why SIX did not know the answer—and then teach him what he didn't know—than to punish him for copying.

Death is a subject that holds morbid fascination for six-year-olds. They talk about it among themselves, and they often have nightmares that their mothers may die. Be alert to fears, remember that they *feel* real to the six-year-old. Reassurance will help.

On the brighter side, SIX is enjoying almost everything now. He enjoys books, school, and surprising his parents. He enjoys working and playing. He wants a bicycle, and if you possibly can, buy or borrow one for him. He needs it for development of his muscles and nerves and for balance. It's an important physical experience.



Activity list

For a free list of recommended summer learning activities for first graders, send your name and address to "First Grade Summer Activities," Growing Up, P.O. Box 620, Lafayette, Indiana 47902.

"Perhaps the most valuable result of all education is the ability to make yourself do the thing you have to do when it ought to be done, whether you like it or not."

—John Ruskin—

Because SIX gets so excited about things, he often mispronounces words or sounds. This is natural and will go away by next year. If it doesn't, consult the speech and hearing teacher. But for now, just ignore slips, and don't let older siblings tease.

You may wonder if SIX is hyperactive. He tears through the house like a tornado and is rarely still. Here's how you can get a good idea: If he can snuggle quietly for a bedtime story and be relaxed, then he's probably not hyperactive. He's just SIX!

Sexual abuse is a constant concern for parents of both boys and girls. SIX is a dangerous age for this type of crime. Without making SIX fearful of everything and everybody, make sure he knows that no one—not babysitters, not relatives, not strangers—should touch his body or his "special places." Tell him his body is his, and if someone is bothering him, he should run to where grown-ups are, and then be sure and tell mother.