

Name _____

1st Grade Homework

April 11-15

Words of the Week

arch, mark, artist, scarf, car, shark, barn, star, farm, target, jar, yarn

Sentence Dictation

The artist lives in a barn on a farm.

Monday

- Read for 15 minutes.
- I/ We read _____
- Practice math flashcards for 3 minutes.
- Complete the "Find the Grammar" and "Even and Odd Sums" worksheets.

Tuesday

- Read for 15 minutes.
- I/ We read _____
- Practice your math flashcards for 3 minutes.
- Complete the "Long and Short Vowels" and "Time to the Half Hour" worksheets.

Wednesday

- Read three (3) SRA DECODABLE TAKE HOME books (your choice).
- Practice your math flashcards for 3 minutes.
- Complete the "Comprehension Check I" and "Double Digit Addition" worksheets.

Thursday

- Read for 15 minutes.
- I/ We read _____
- Complete the "Main Idea and Details I" and "Calendar Time" worksheets.
- Remember to study for tomorrow's Spelling Test! Are you ready?

Friday

- Turn in this packet of homework. Please remember to turn in your yellow Thursday folder too!

Parent Signature _____

R Controlled Vowels - ar

arch

mark

artist

scarf

car

shark

barn

star

farm

target

jar

yarn

Name _____

Find the GRAMMAR

Directions: Find the grammar in the picture. Write them in the correct column.

Bonus: Use a word from each column to write a sentence on the back of this paper.

ADJECTIVES


VERBS

ADVERBS

1. _____
2. _____
3. _____
4. _____
5. _____

1. _____
2. _____
3. _____
4. _____
5. _____

1. _____
2. _____
3. _____
4. _____
5. _____





Name _____

Even and Odd Sums

SUBTRACTION WITHIN 20

Directions: Solve the math problems on the lily pads.
Cut and paste them to the correct frog.

EVEN	EVEN	ODD	ODD
EVEN	EVEN	ODD	ODD
EVEN	EVEN	ODD	ODD
EVEN	EVEN	ODD	ODD
EVEN	EVEN	ODD	ODD



18-8=

19-6=

11-6=

12-6=

13-4=

15-7=

16-12=

18-5=

9-3=

15-8=

17-12=

12-8=

16-14=

14-7=

13-8=

17-9=

9-1=

15-4=

11-8=


19-15=

Name _____


Long and Short Vowels

Directions: Cut and paste the long vowel words to the correct columns!



LONG	LONG	SHORT	SHORT
LONG	LONG	SHORT	SHORT
LONG	LONG	SHORT	SHORT
LONG	LONG	SHORT	SHORT
LONG	LONG	SHORT	SHORT



LONG



SHORT



Name _____

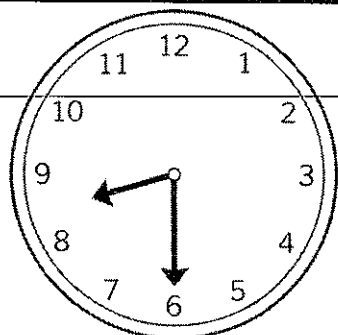
©Annie Moffatt @ The Moffatt Girls 2015



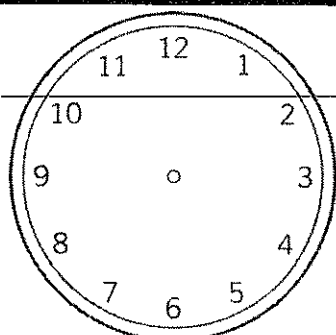
Time to the HALF Hour

Directions: Look at the digital times for each clock.

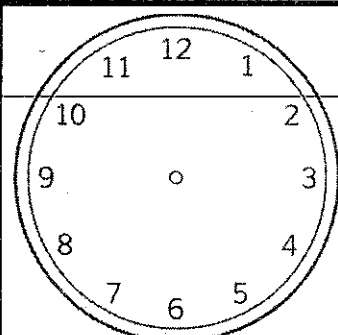
Draw hands to show the correct times. The first one has been done for you.



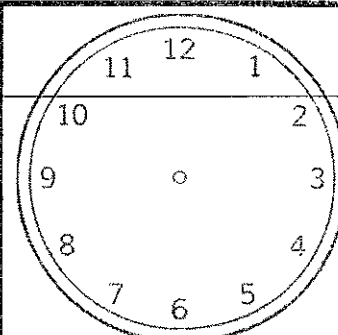
8:30




2:30



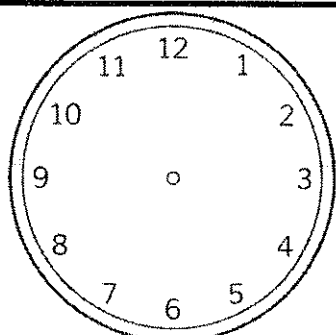
10:30



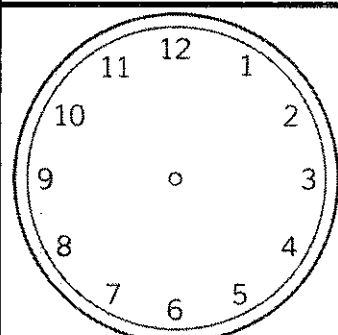
1:30



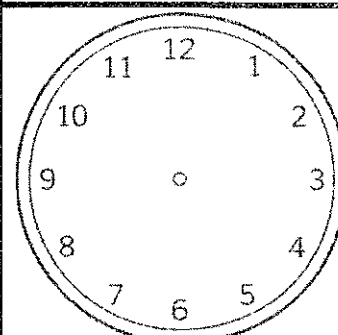
11:30




9:30



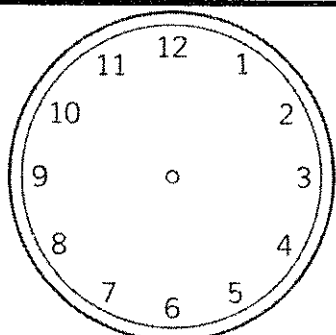
3:30



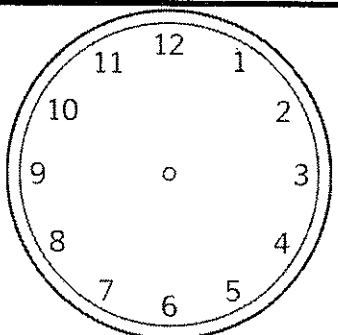
6:30



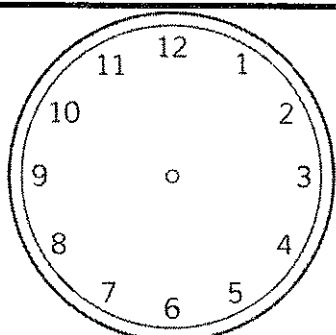
12:30




4:30



7:30



5:30



Name _____

Comprehension Check I

Directions: Read the short story. Answer the questions.



It rained and rained on Saturday. Sandy and Ken couldn't go outside to play. They looked out the window wishing the sun would come out.

Mom said, "Why don't you build a tent inside?" What a great idea! Ken and Sandy gathered sheets and began building a tent in the living room. They had so much fun that they forgot about the rain.

"The rain is gone and the sun is out. You can play outside now," said Mom. "No thanks!" shouted Ken and Sandy.

1. What is a good title for the story?

2. How do Sandy and Ken feel about the rain?

3. Why didn't they want to go outside when the sun came out?

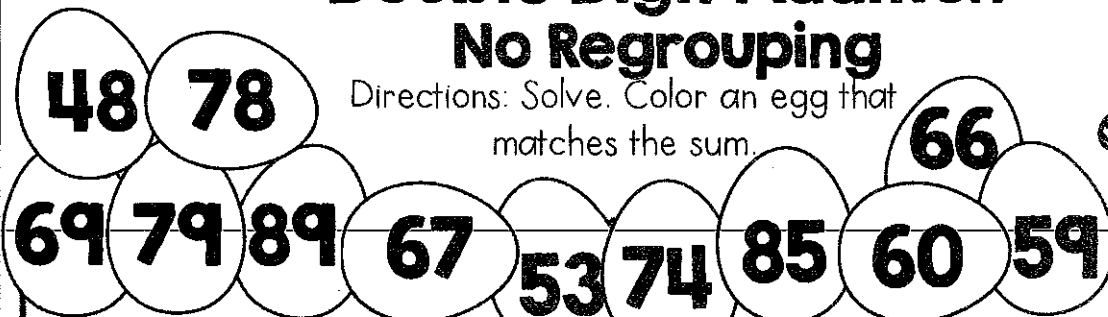

4. How do you think they built the fort?

Name _____

©Annie Moffatt @ The Moffatt Girls 2015

Double Digit Addition No Regrouping

Directions: Solve. Color an egg that matches the sum.



	Tens	Ones
	4	3
+	3	1

	Tens	Ones
	5	7
+	1	2

	Tens	Ones
	4	4
+	2	2

	Tens	Ones
	6	4
+	2	5

	Tens	Ones
	1	4
+	4	5

	Tens	Ones
	4	0
+	2	7

	Tens	Ones
	2	8
+	5	1

	Tens	Ones
	3	3
+	2	0

	Tens	Ones
	7	3
+	1	2

	Tens	Ones
	3	0
+	3	0

	Tens	Ones
	2	6
+	2	2

	Tens	Ones
	5	5
+	2	3

Name _____


Main Idea and Details I

Directions: Read the main idea.


Look at the pictures and write details to support the main idea.

Main Idea:


Taking care of a farm is a lot of hard work.




Handwriting practice area with four sets of lines: a solid top line, a dashed middle line, and a solid bottom line.



Handwriting practice area with four sets of lines: a solid top line, a dashed middle line, and a solid bottom line.



Handwriting practice area with four sets of lines: a solid top line, a dashed middle line, and a solid bottom line.




Handwriting practice area with four sets of lines: a solid top line, a dashed middle line, and a solid bottom line.

Name _____



Calendar Time

Directions: Read the directions at the bottom of the page.
Fill in the calendar and answer the questions.



Sunday	Monday	Tuesday	Wednesday	Thursday	Friday	Saturday

©Annie Moffatt @ The Moffatt Girls 2015

1. Write April at the top of the calendar.
2. Write the correct numbers in each box to show the days in April.
3. How many days are in this month? _____
4. What day of the week is Easter on? _____
5. How many Mondays are in the month of April? _____
6. What month comes after April? _____
7. What do you like best about April? (Write your answer on the back.)

Grade 1 Week 30

Cheating

"Tattle-tales" are not favorites of parents or teachers. One wonders, "What's wrong with that kid to be so happy about someone-else's-misfortune?"

However, if you get a report that SIX had to "stay in at recess" because he "cheated," be glad someone told you. You need to look into the matter before it becomes a problem.

The problem is not the actual act of "cheating" — or copying off a neighbor's paper. Little folks in kindergarten and first grade think of copying simply as sharing. And "sharing" is greatly emphasized. If a child doesn't know what to put down, his neighbor shares.

The real problem is: Why did he need to copy? That's the important thing. Is there a gap in his learning somewhere? Or was he talking instead of listening?

What to do? Go to school, see the paper, bring it home, and watch how SIX performs on similar problems you give him. You may need to re-teach him the skills he's lacking. This is a better way to prevent "cheating" than preaching.


This is not one of the seven deadly sins now. Nip the need to look at a neighbor's paper before it becomes a habit.

Enjoying school?

Does SIX still have that same good feeling about school that he had in the beginning? He was so confident. Remember, he couldn't wait to go to "real school" and do "real work."

Dislike of school, if it does develop, occurs toward the end of the year if a child, for one reason or another, has not been able to maintain his place in the group. If he dislikes school, it is very important to know why.

Remember, this is going to go on for at least eleven years more, so it's important that he like it. So observe, listen, and act quietly and wisely. SIX needs you.



"If, when instructing a child, you are vexed with it for want of adroitness, try to write with your left hand. Then remember that a child is all left hand."

—J.F. Boyse—

Bicycle time

Most six-year-olds will ask for a bicycle. If at all possible, buy or borrow one for him. It's not that he simply wants another possession. He needs it for development of balance and locomotor skills.

Many children would be satisfied if they could borrow a small bicycle until they have learned to ride and have some successful experience.

A new attitude

By this time, joy begins to figure more strongly in SIX's emotional life. Parents report a new kind of enthusiasm: he "loves" to do things.

He enjoys books, he enjoys the effort of working on things, and most of all he enjoys surprising his parents.

This is a pleasant new attitude emerging, but at times there is backsliding to earlier typical SIX behavior. However, the positive trend is strong enough so that SIX can resolve to "be good all day" — and do it!