

Name _____

HOMWORK FOR GRADE ONE

October 5 - October 9

WORDS OF THE WEEK: ox, box, dot, hot, not, pot,
hop, mop, pop, top, mom, on

SENTENCE DICTATION: The mom was not by the box or the hot pot.

Monday, October 5

- Read for 15 minutes.
- I/ We read _____
- Practice math flashcards for 3 minutes.
- Complete the "Unscramble" and "Word Search" worksheets.

Tuesday, October 6

- Read for 15 minutes.
- I/ We read _____
- Practice your math flashcards for 3 minutes
- Complete the "CVC Short o Word Detectives" and "Long and Short Vowel Sounds" worksheets.

Wednesday, October 7

- Read three (3) SRA DECODABLE TAKE HOME books. (Your choice)
- Complete the "October Mystery Picture" and "Halloween Addition" and "A Pumpkin Grows" worksheets.
- In your Problem Solving math workbook, complete pages PS 17-18. Tear out carefully and attach to this homework.

Thursday, October 8

- Read for 15 minutes.
- I/ We read _____
- In your Problem Solving math workbook, complete pages PS 19-20. Tear out all math workbook pages and attach to this homework.
- Remember to study for tomorrow's Spelling Test! Are you ready?

Friday, October 9

- Turn in this packet of homework. Please remember to turn in your yellow Thursday folder too!
- Parent Signature

ox

hop

box

mop

dot

pop

hot

top

not

mom

pot

on

Name _____

Directions: Look at the letters of the scrambled word in the first column.

Unscramble the letters to write one of your words.

Unscramble



	scrambled word	unscrambled word
1.	o m m	
2.	x o	
3.	p p o	
4.	t o d	
5.	o b x	
6.	n o	
7.	h p o	
8.	t n o	
9.	p t o	
10.	p t o	
11.	o h t	
12.	o p m	

Name _____

Word Search

Directions: Search for the Words of the Week in the box below. Use a yellow crayon to color in the letters. Circle each word that you find.

t	g	k	h	o	t	f	o	m	o	m
o	r	j	d	p	o	x	s	w	p	x
p	w	i	k	f	y	i	b	d	g	f
g	p	o	t	g	s	j	o	b	h	k
k	j	a	p	m	o	p	x	t	o	m
o	c	d	x	h	m	p	n	d	p	p
w	h	o	r	f	n	x	d	m	x	o
m	a	t	p	j	o	p	t	i	n	p
o	n	g	s	n	t	m	d	k	s	d

ox

not

pop

box

pot

top

dot

hop

mom

hot

mop

on



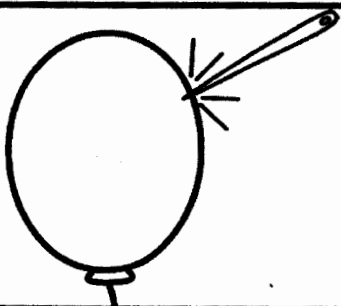
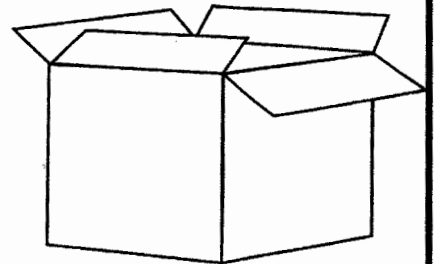





Name: _____

CVC Short *o* Word Detectives



Directions: Look at each picture.

Write the beginning, middle and ending sound to make a word.



Name: _____

Long and Short Vowel Sounds

Long o = 

Short o = 

Directions: Look at each picture in the lunch bag. Say the word.
Use the color code to color the picture.

 <p>cone</p>	 <p>cob</p>	 <p>toast</p>	 <p>dog</p>
 <p>top</p>	 <p>toe</p>	 <p>bow</p>	 <p>pot</p>
 <p>blow</p>	 <p>log</p>	 <p>pop</p>	 <p>bone</p>

Name: _____

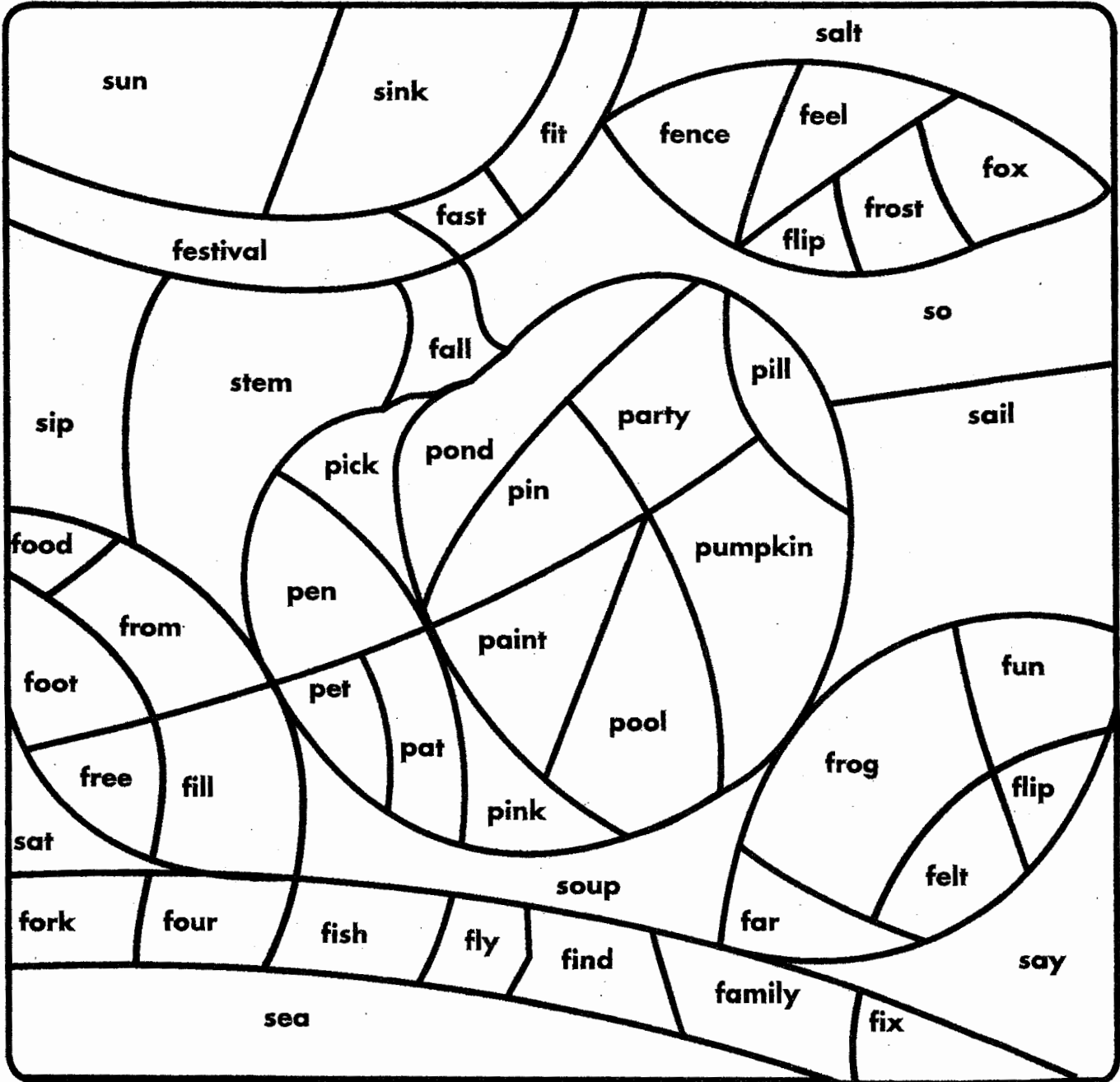
October Mystery Picture

Look at the key.

Use the key to color the picture.

Key

Find the spaces with **p words**, like **pumpkin**. Color them **orange**.
 Find the spaces with **f words**, like **fall**. Color them **green**.
 Find the spaces with **s words**, like **stem**. Color them **brown**.







©2008 by Scholastic Inc. Supplement to Scholastic News. Teachers may make machine copies of this page to distribute to their students.



Halloween Addition


Read, count, and color.




1. Count the  s
in the  patch.

2. Count the  s
on the .

3. How many  s
are sitting in the  ?

4. How many  s
are flying away?

5. How many  s
do you see?

6. Count the  s
sitting next to the .

Brainwork! On the back of this paper, draw a Halloween picture. Write three story problems for your picture.


.....

Name: _____


A Pumpkin Grows

Color and cut out the squares at the bottom. Then paste them in order in the boxes on the top.


①



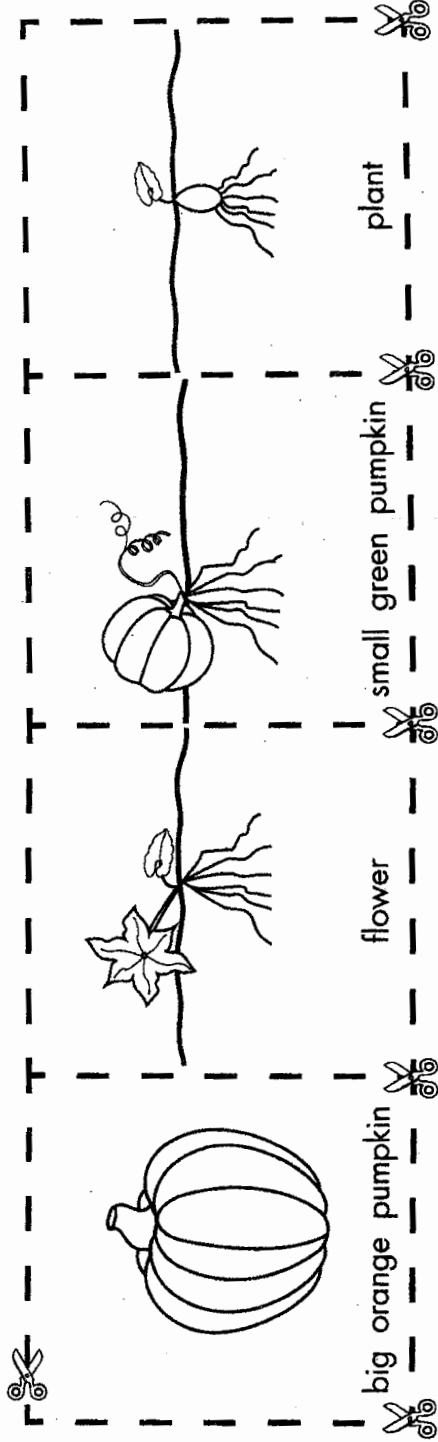

②



③




④



Grade 1 Week 5

Summary 1-4

Growing Up



Handle with care: Child adjusting!

Starting school is wonderful but scary!

SIX has lots of adjustments to make. All his senses are alert and working overtime. Sometimes he gets overloaded and goes wildly out of control.

- When SIX wiggles and fidgets, he's just releasing tension. Ignore these behaviors as best you can. They'll pass.

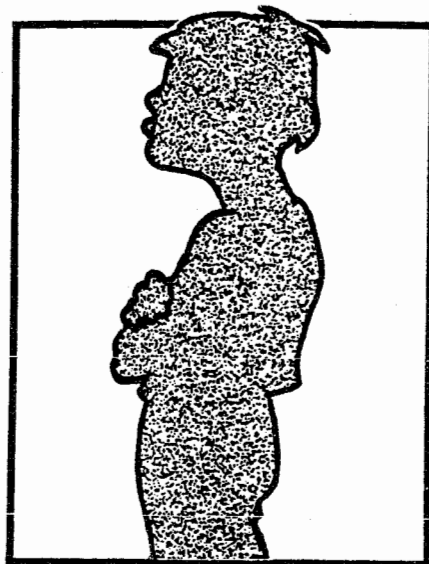
- SIX needs routine now more than ever. Lay out all his clothes the night before. Read to him at bedtime. Stop for a minute after the lights are out, and listen to what he'll tell you. Make sure he gets at least 11 hours of sleep a night to recharge those internal batteries.

- Watch his health carefully. Fatigue and stress of adjustment make him susceptible to illness.
- If SIX refuses to go to school, it may be because he's had an upsetting or frightening (to him) experience. Send him along anyway and plan a treat for afterward.

- Bowel control is not always perfect in the new school environment. Shaming or spanking will not prevent accidents. Try making time for this function in the morning.

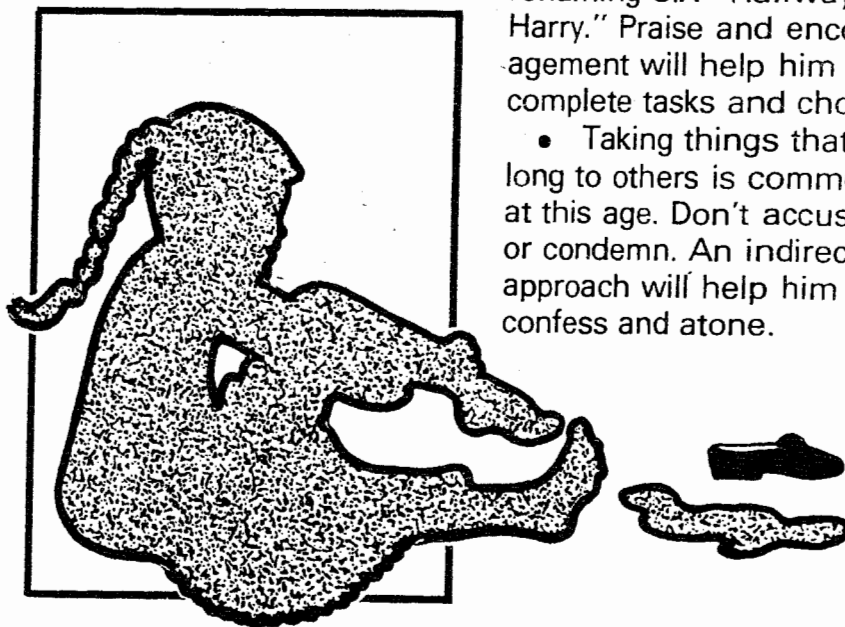
- Tattling and enlarging on the truth will stop when SIX is more at home with school.

- Face it, six is a stubborn age. When he shouts "NO!" or completely disregards your request, a round-about approach works better than confrontations.



- You may think about renaming SIX "Halfway Harry." Praise and encouragement will help him complete tasks and chores.

- Taking things that belong to others is common at this age. Don't accuse or condemn. An indirect approach will help him confess and atone.



"Experience shows that exceptions are as true as rules."
—Edith R. Mirrielees—