

Name _____

HOMEWORK FOR GRADE ONE
November 2 - November 6

WORDS OF THE WEEK: what, when, where, why, which, whale, whisper, white, while, wheel, whistle, wheat.
SENTENCE DICTATION: Why did you whistle when you saw the white whale?

Monday, November 2

- Read for 15 minutes
- I/We read _____
- Practice math flashcards for 3 minutes
- Complete the "Unscramble" and "Word Search" worksheets.

Tuesday, November 3

- Read for 15 minutes.
- I/We read _____
- Practice your math flashcards for 3 minutes
- Complete the Draw and Write page.

Wednesday, November 4

- Read three (3) SRA DECODABLE TAKE HOME books. (Your choice)
- Complete the Comprehension Check sheet.
- In your math **Problem Solving** math workbook complete pages PS 33-34 . Tear out carefully and attach to this homework.

Thursday, November 5

- Read for 15 minutes.
- I/We read _____
- In your math **Problem Solving** math workbook complete pages PS 35-36 . Tear out carefully and attach to this homework.
- Remember to study for tomorrow's Spelling test! Are you ready?

Friday, November 6

- Turn in this packet of homework. Please remember to turn in your yellow Thursday folder too!
- Parent Signature _____

what

whisper

when

white

where

while

why

wheel

which

whistle


whale

wheat

Name _____

Directions: Look at the letters of the scrambled word in the first column. Unscramble the letters to write one of your words.

Unscramble



	scrambled word	unscrambled word
1.	waeth	
2.	hyw	
3.	htewsil	
4.	wehal	
5.	leweh	
6.	tahw	
7.	rehpiws	
8.	hhwic	
9.	lwehi	
10.	wenh	
11.	wthei	
12.	rehew	

Name _____

Word Search

Directions: Search for the Words of the Week in the box below. Use a yellow crayon to color in the letters. Circle each word that you find.

w	h	e	y	w	h	i	s	t	l	e
h	w	h	i	s	p	e	r	w	h	z
i	h	a	w	h	i	s	w	h	e	n
p	i	w	h	i	s	t	y	i	b	w
p	t	h	i	w	h	a	r	l	k	h
o	e	w	h	a	l	e	b	e	y	i
w	p	h	y	f	w	h	e	e	l	c
h	e	a	w	h	e	a	t	c	s	h
y	h	t	h	y	f	w	h	e	r	e

- what
- when
- where
- why
- which
- whale
- whisper
- white
- while
- wheel
- whistle
- wheat




Draw and Write

Name: _____

Draw a picture about Halloween.

Write about it. You can use your order words: first, next, then and last.



Name _____

Comprehension Check I

Directions: Read the short story. Answer the questions.



Sue and John made a scarecrow. They used old clothes. They want to keep the crows away. The crows are eating all of the corn.

1. What did Sue and John make?

2. What kind of clothes did they use for the scarecrow?

3. Why do they want to scare the crows away?

4. What would be a good title for the story?


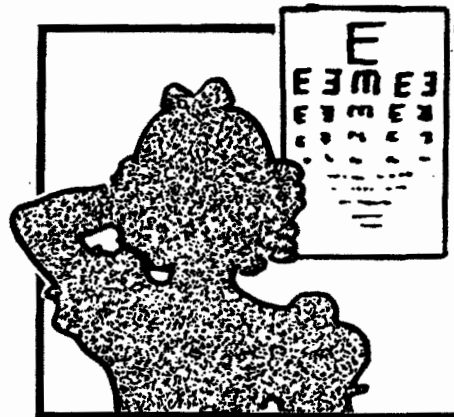
5. Do you think the scarecrow worked? Why or why not?

Grade 1 Week 9 Summary 6-8

Growing Up

Eye exam, teacher's meeting, and praise keep SIX actively learning and happy

What a mixed-up stew of contradictions a six-year-old is! One minute she's saying she loves you; the next minute she's throwing a tantrum! She's speedy, then slow; independent, then clinging. She's in a transition period, when everything she does seems to be followed by an equal, opposite, and sometimes violent reaction. At this time, remember:




- It's about the end of the first grading period at school. SIX wants you to know her teacher; and her teacher will be able to give you valuable guidance in helping SIX adjust. Have an after-hours conference for this purpose.
- An eye exam is important for first graders. Children's eyes are changing as they start school, and they must be able to see (the board, across the playground, the papers on their desks) if they are to succeed.
- Letter reversals ("01" instead of "10" or "saw" instead of "was") are common. If a dominant hand and foot has been chosen, the reversals will gradually lessen.

- Praise the child. It won't spoil her. Encouraging her to try, try, try again is better than criticizing.

- "Refuel" that active little body with an afternoon snack. Play is better in twosomes of the same age; aggression and timidity equal out by the end of the year. Broken arms are a common first-grade hazard.

- SIX is just beginning to understand time. She knows what yesterday, today, and tomorrow mean, but she hasn't the faintest idea what you mean by "just a little while."



"Every citizen of this country, whether he pounds nails, raises corn, designs rockets or writes poetry, should be taught to know and love his American heritage; to use the language well; to understand the physical universe; and to enjoy the arts. The dollars he gains in the absence of enlightenment like this will be earned in drudgery and spent in ignorance."

—Calvin Gross—

Name _____ Skill: Homework



November



Monday	Tuesday	Wednesday	Thursday	Friday
Say as many words as you can that rhyme with cat . <input type="checkbox"/>	Write five words that have an a . <input type="checkbox"/>	Say the addition and subtraction facts for 3 and 4. <input type="checkbox"/>	Listen to some music. Clap your hands to the beat. <input type="checkbox"/>	Learn a poem. Tell it to someone. <input type="checkbox"/>
Have someone read to you. <input type="checkbox"/>	Draw a turkey. <input type="checkbox"/>	Write a story about your favorite zoo animal. <input type="checkbox"/>	Solve these problems: $3+0=$ $2+3=$ $1+3=$ $4+1=$ $2+1=$ <input type="checkbox"/>	Eat a new vegetable today. <input type="checkbox"/>
Practice writing your first and last name eight times. <input type="checkbox"/>	Find six things that begin with the same letter as your name. <input type="checkbox"/>	Learn the addition and subtraction facts for 5. <input type="checkbox"/>	Write a story about things for which you are thankful. <input type="checkbox"/>	Tell someone about the Pilgrims and Indians. <input type="checkbox"/>
Go for a walk with a friend. <input type="checkbox"/>	Count all the tables at home. <input type="checkbox"/>	Visit a library. Check out a book. <input type="checkbox"/>	Make a headband with paper feathers. <input type="checkbox"/>	Write a word for each letter in the word Thanksgiving . <input type="checkbox"/>
Start to grow a sweet potato in a jar of water. <input type="checkbox"/>	Read or listen to a story. <input type="checkbox"/>	Learn the addition and subtraction facts for 6. <input type="checkbox"/>	Draw a picture of the things you ate on Thanksgiving. <input type="checkbox"/>	Write the age of each person who lives with you. <input type="checkbox"/>

Choose at least three activities each week for your child to do as homework.
 Check the square when an activity has been completed.
 Please sign and return this sheet to the teacher at the end of the month.

Parent's signature _____

