

Name \_\_\_\_\_

HOMework FOR GRADE ONE  
December 7 - December 11 2015

WORDS OF THE WEEK: black, sick, chick, sack, duck, stick, luck, stuck, neck, trick, quack, truck

SENTENCE DICTATION: The duck and the chick had a bit of luck with a fun trick.

Practice your holiday songs!!!

Monday, December 7

- Read for 15 minutes.
- I/ We read \_\_\_\_\_
- Practice math flashcards for 3 minutes.
- Complete the "Unscramble" and "Word Search" worksheets.

Tuesday, December 8

- Read for 15 minutes.
- I/ We read \_\_\_\_\_
- Practice your math flashcards for 3 minutes
- Complete the "Power Words" How to Build a Gingerbread House worksheets.

Wednesday, December 9

- Read three (3) SRA DECODABLE TAKE HOME books. (Your choice)
- Complete the "Draw the Steps for making a Gingerbread House" worksheets.
- In your Problem Solving math workbook, complete pages PS 47 - 48. Tear out carefully and attach to this homework.

Thursday, December 10

- Read for 15 minutes.
- I/ We read \_\_\_\_\_
- In your Problem Solving math workbook, complete pages PS 49 - 50. Tear out all math workbook pages and attach to this homework.
- Remember to study for tomorrow's Spelling Test! Are you ready?

Friday, December 11

- Turn in this packet of homework. Please remember to turn in your yellow Thursday folder too! First Grade Winter Program at 8:30 am
- Parent Signature \_\_\_\_\_

black

sick

chick

sock

duck

stick

luck

stuck

neck

trick

quack


truck

Name \_\_\_\_\_

Directions: Look at the letters of the scrambled word in the first column.

Unscramble the letters to write one of your words.

# Unscramble



	scrambled word	unscrambled word
1.	iskct	
2.	kudc	
3.	krcti	
4.	cnke	
5.	bcalk	
6.	icsk	
7.	hickc	
8.	scko	
9.	ckul	
10.	tcsku	
11.	aukqc	
12.	tucr k	

Name \_\_\_\_\_

# Word Search

Directions: Search for the Words of the Week in the box below. Use a yellow crayon to color in the letters. Circle each word that you find.

b	l	a	c	w	q	u	a	f	c	t
t	c	q	u	a	c	k	c	d	k	r
r	s	t	u	c	k	c	h	u	a	u
u	j	a	c	k	h	l	u	c	k	c
s	b	l	a	c	k	c	k	k	s	k
o	q	u	a	h	d	u	c	v	o	a
c	a	s	t	i	c	k	s	i	c	k
p	t	r	i	c	k	a	u	o	k	o
m	n	e	c	k	z	i	c	k	i	a

black

neck

stick

chick

quack

stuck

duck

sick

trick

luck

sock

truck




# Tiny Sight

## Words Search

Directions: Use a magnifying glass to find the tiny words. Record your work below. Color the sheet when you finish.

1. \_\_\_\_\_
2. \_\_\_\_\_
3. \_\_\_\_\_
4. \_\_\_\_\_
5. \_\_\_\_\_
6. \_\_\_\_\_
7. \_\_\_\_\_
8. \_\_\_\_\_
9. \_\_\_\_\_
10. \_\_\_\_\_
11. \_\_\_\_\_
12. \_\_\_\_\_

Name: \_\_\_\_\_




Power Words

materials

variety

decoration

How to Build a Gingerbread House

How do you build a gingerbread house? First, gather all of your materials. You will need a piece of cardboard, graham crackers, icing, and a variety of candy. Next, use the icing as glue to build the house out of graham crackers on the cardboard. Then, use the icing to glue the candy onto your house. You can decorate it however you wish. Finally, set your house out as a decoration and enjoy your hard work.

1. What kind of story is this?    FICTION    or    NONFICTION

2. What are the materials you would need to build a gingerbread house?

\_\_\_\_\_

\_\_\_\_\_

3. Circle the words that have the same middle sound as *house*.

brown

mouth

hose


mouse

has

4. Have you ever built a gingerbread house? \_\_\_\_\_

Read this story at home three more times and have someone initial each time you read it.    \_\_\_\_\_    \_\_\_\_\_    \_\_\_\_\_

Write or draw the steps for making a gingerbread house.



First,

Next,


Then,

Finally,

## Grade 1 Week 14

### Holiday reading

As mentioned earlier, SIX likes to be read to and will listen to almost anything. Perhaps the warm feeling of security, being close to a parent, and the continuous and pleasant flow of sound makes listening to stories "one of the pleasantest things ever a child could do." Or it may be that SIX finds such an activity a rest from the intensity she feels as the "active and curious explorer." Whatever the reason, as the holiday season approaches, get ready to read the stories that will help her get the real message of the season. SIX will especially like to hear the stories read to you long ago by your grandfather when you were just her age.



### Holiday presents

Holidays are coming! By now you have noticed that what presents SIX says she wants changes from day to day. What will she **really** want when the day comes?

The problem is that she really can't decide. She wants "lots of presents," but doesn't know exactly what they should be. Since "lots" of presents is important, wrap many little, inexpensive but creative gifts like a hand magnifying glass, an ant farm, a kaleidoscope, a paper weight that shakes up a snow storm. These will give her "lots" and at the same time relieve her indecision problem.

When shopping for SIX, think also of one "big" gift. "Big" doesn't always mean expensive. The "big" may be one of the many "latest things out" that the first grade set chatters about at recess.

Whatever the "biggie" is, check the item and packaging for:

- (1) Developmental age-level compatibility
- (2) Safety
- (3) Durability

*"The most beautiful and the most profound emotion that we can experience is the sensation of the mystical."  
—Albert Einstein—*